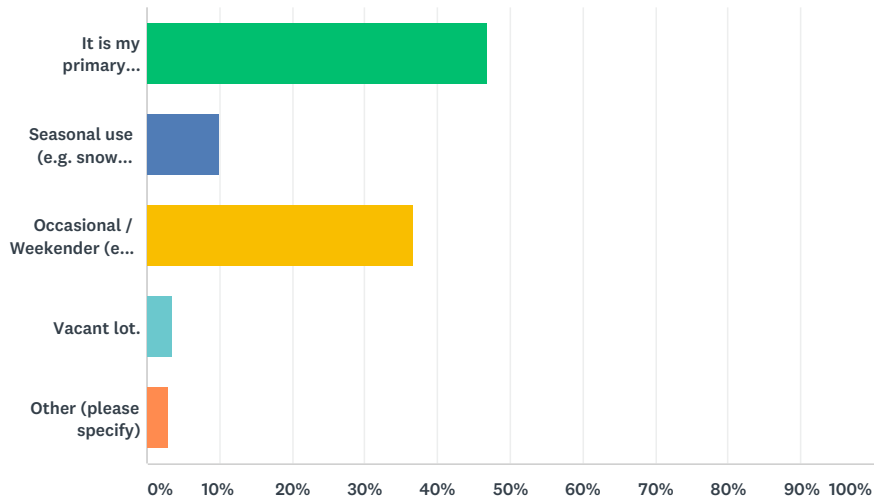


### Q1 How do you use your main property in Roaming Shores.

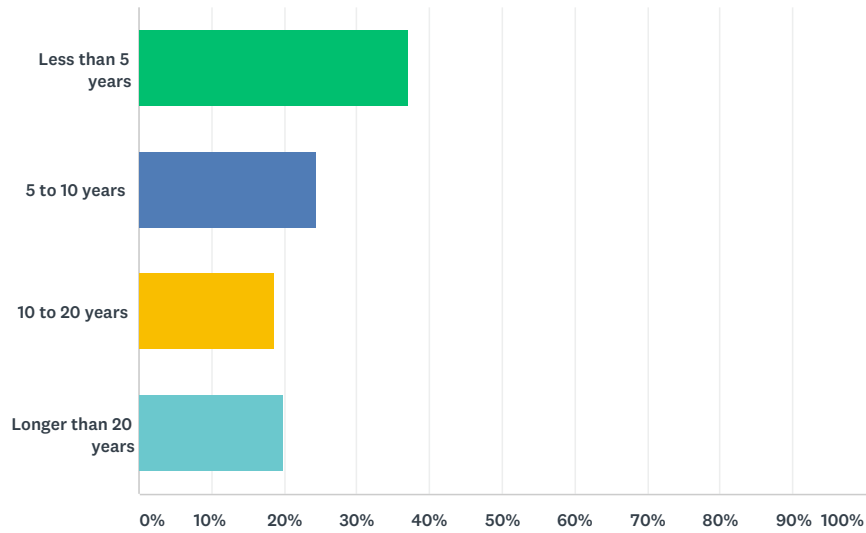
Answered: 279 Skipped: 0



ANSWER CHOICES	RESPONSES	
It is my primary residence.	46.95%	131
Seasonal use (e.g. snow bird).	10.04%	28
Occasional / Weekender (e.g. vacation home).	36.56%	102
Vacant lot.	3.58%	10
Other (please specify)	2.87%	8
<b>TOTAL</b>		<b>279</b>

## Q2 How long have you owned the property mentioned above?

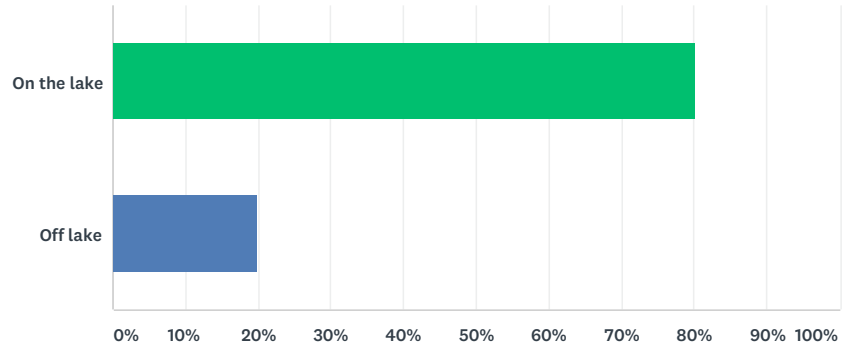
Answered: 278 Skipped: 1



ANSWER CHOICES	RESPONSES	
Less than 5 years	37.05%	103
5 to 10 years	24.46%	68
10 to 20 years	18.71%	52
Longer than 20 years	19.78%	55
<b>TOTAL</b>		<b>278</b>

### Q3 Where is your property located?

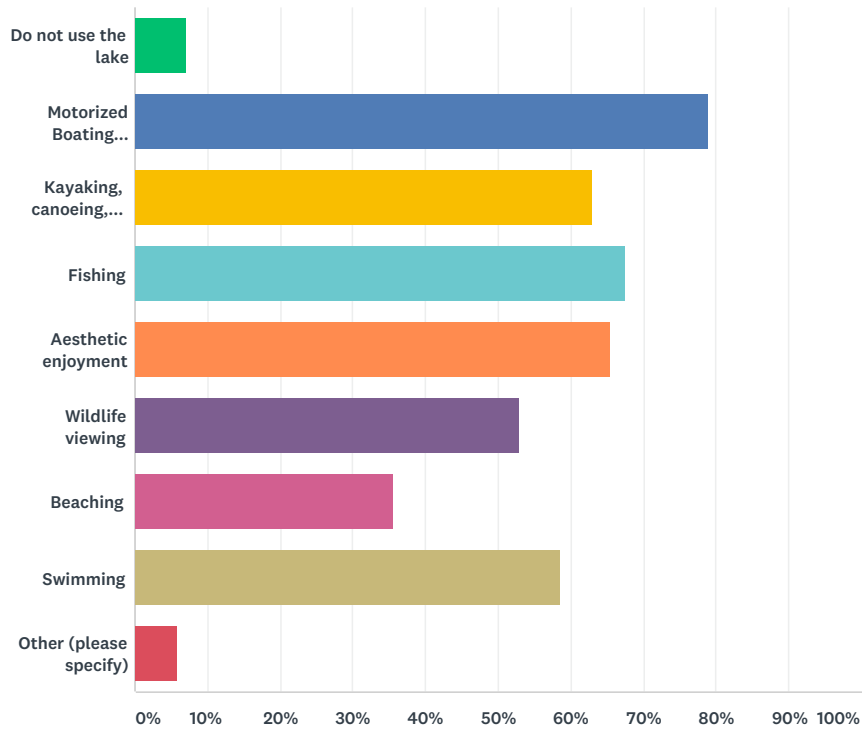
Answered: 278 Skipped: 1



ANSWER CHOICES	RESPONSES	
On the lake	80.22%	223
Off lake	19.78%	55
TOTAL		278

### Q4 What activities do you do on the lake? (Check all that apply)

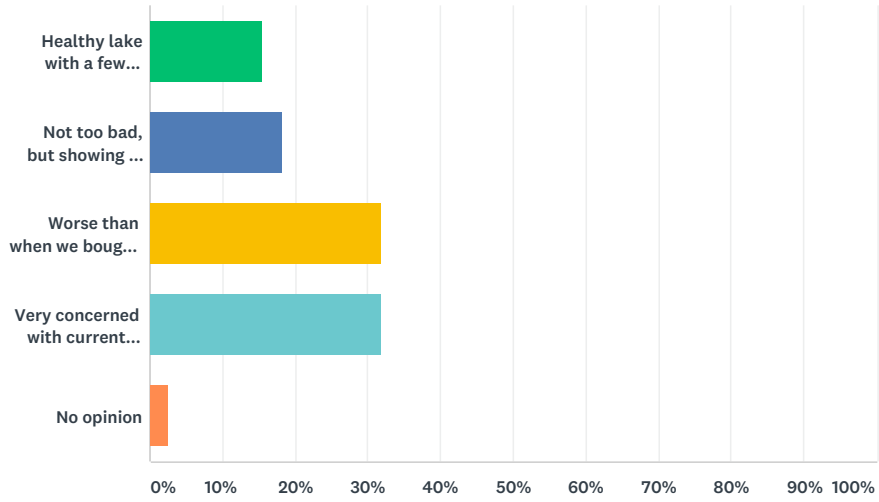
Answered: 278 Skipped: 1



ANSWER CHOICES	RESPONSES	
Do not use the lake	7.19%	20
Motorized Boating (including PWC)	78.78%	219
Kayaking, canoeing, paddleboarding	62.95%	175
Fishing	67.63%	188
Aesthetic enjoyment	65.47%	182
Wildlife viewing	52.88%	147
Beaching	35.61%	99
Swimming	58.63%	163
Other (please specify)	5.76%	16
Total Respondents: 278		

### Q5 How would you describe the overall health of Lake Roaming Rock?

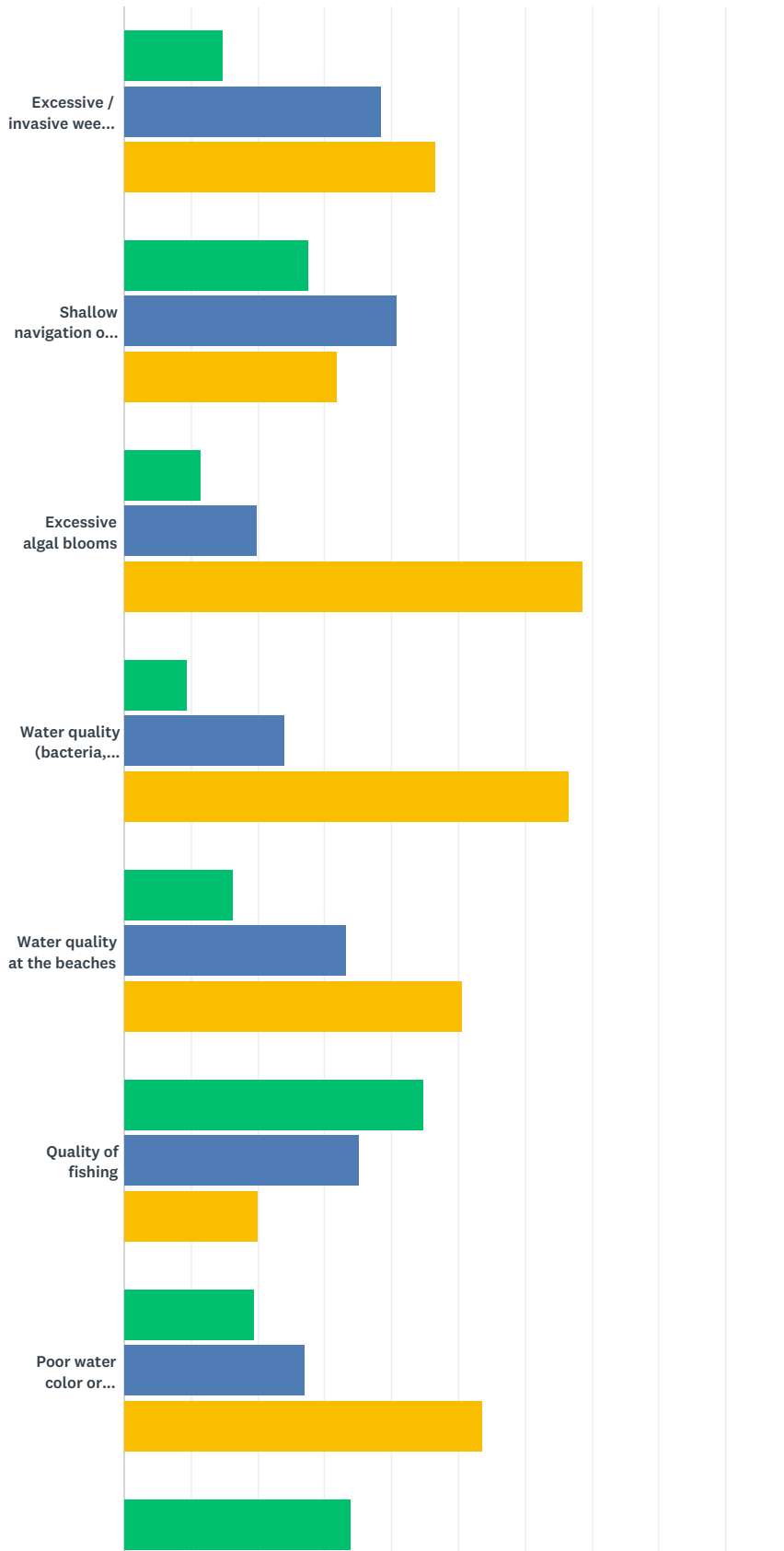
Answered: 279 Skipped: 0

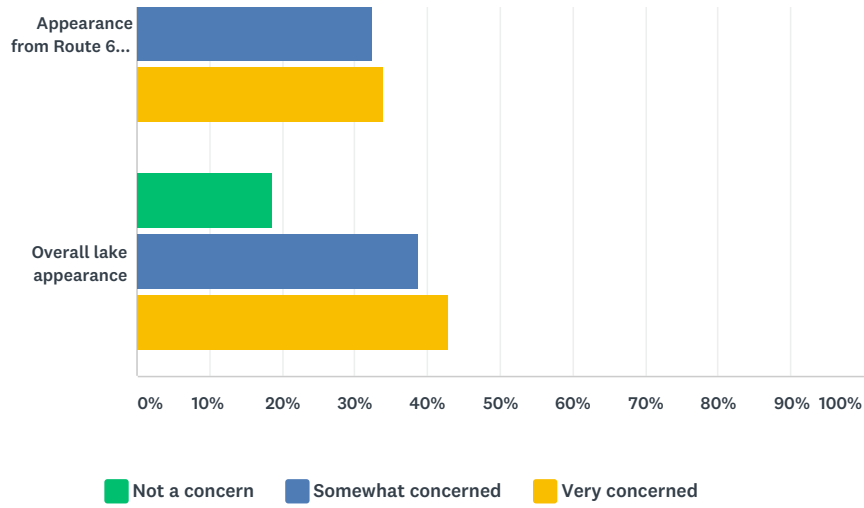


ANSWER CHOICES	RESPONSES	
Healthy lake with a few minor issues	15.41%	43
Not too bad, but showing its age	18.28%	51
Worse than when we bought our property	31.90%	89
Very concerned with current condition	31.90%	89
No opinion	2.51%	7
<b>TOTAL</b>		<b>279</b>

### Q6 Over time, concern has been expressed for various perceived issues with the lake. Please review these and rank them by the level of concern.

Answered: 268 Skipped: 11

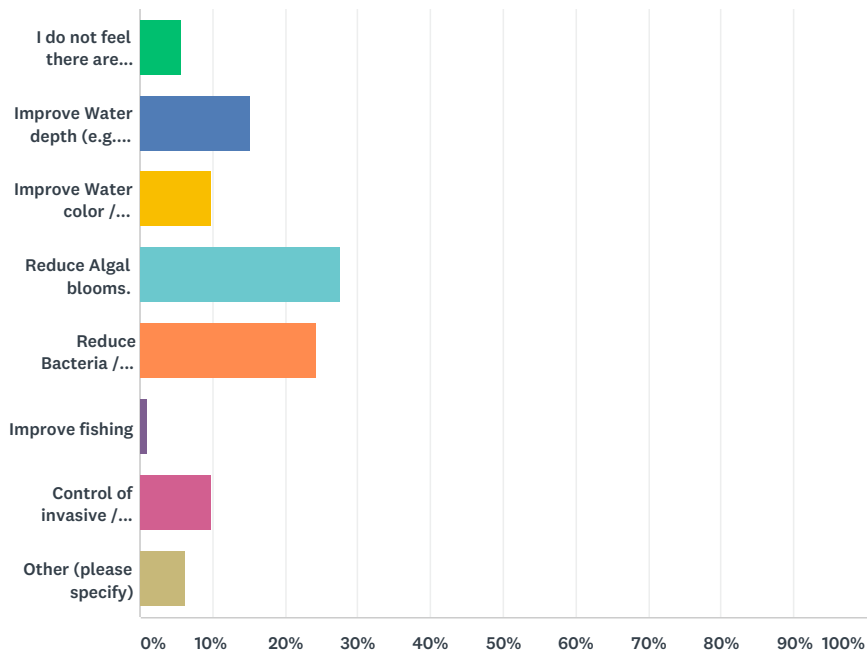




	NOT A CONCERN	SOMEWHAT CONCERNED	VERY CONCERNED	TOTAL	WEIGHTED AVERAGE
Excessive / invasive weeds in lake	14.93% 40	38.43% 103	46.64% 125	268	2.32
Shallow navigation on lake	27.55% 73	40.75% 108	31.70% 84	265	2.04
Excessive algal blooms	11.57% 31	19.78% 53	68.66% 184	268	2.57
Water quality (bacteria, toxins) in the lake	9.40% 25	24.06% 64	66.54% 177	266	2.57
Water quality at the beaches	16.23% 43	33.21% 88	50.57% 134	265	2.34
Quality of fishing	44.70% 118	35.23% 93	20.08% 53	264	1.75
Poor water color or clarity	19.48% 52	26.97% 72	53.56% 143	267	2.34
Appearance from Route 6 bridge	33.83% 90	32.33% 86	33.83% 90	266	2.00
Overall lake appearance	18.56% 49	38.64% 102	42.80% 113	264	2.24

## Q7 What is the most important issue with the lake that needs to be addressed?

Answered: 267 Skipped: 12

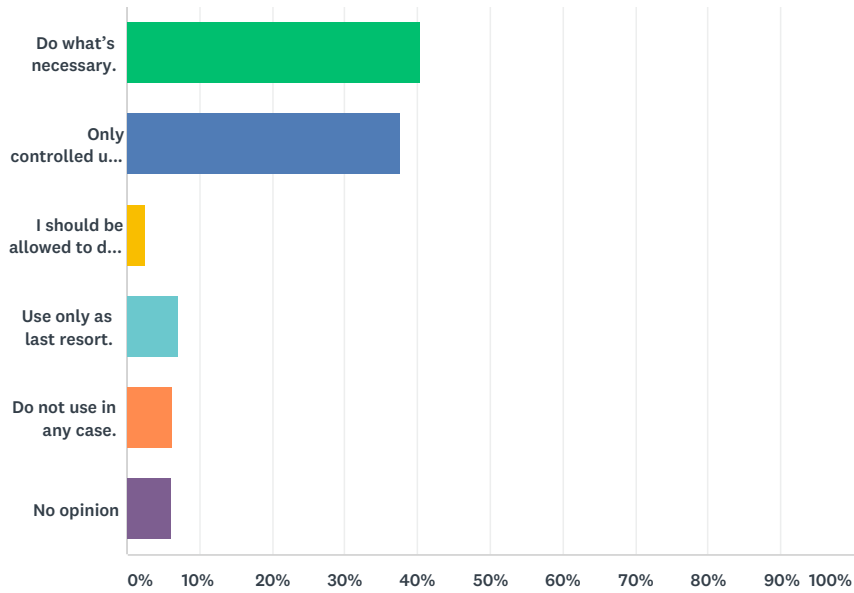


ANSWER CHOICES	RESPONSES	
I do not feel there are issues that need addressed	5.62%	15
Improve Water depth (e.g. dredging).	15.36%	41
Improve Water color / clarity.	9.74%	26
Reduce Algal blooms.	27.72%	74
Reduce Bacteria / toxins.	24.34%	65
Improve fishing	1.12%	3
Control of invasive / nuisance weeds	9.74%	26
Other (please specify)	6.37%	17
<b>TOTAL</b>		<b>267</b>



### Q8 What is your opinion on the application of safe, EPA-registered products in the lake to address problems?

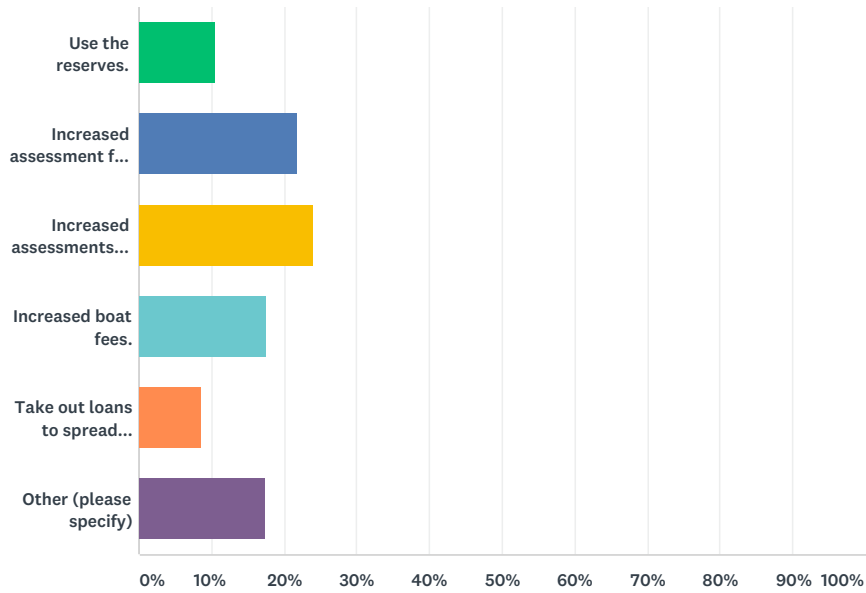
Answered: 268 Skipped: 11



ANSWER CHOICES	RESPONSES	
Do what's necessary.	40.30%	108
Only controlled use done by professionals.	37.69%	101
I should be allowed to do it myself.	2.61%	7
Use only as last resort.	7.09%	19
Do not use in any case.	6.34%	17
No opinion	5.97%	16
<b>TOTAL</b>		<b>268</b>

### Q9 Solutions take money. What strategy would you employ to pay for programs related to lake management?

Answered: 266 Skipped: 13



ANSWER CHOICES	RESPONSES	
Use the reserves.	10.53%	28
Increased assessment for one year.	21.80%	58
Increased assessments permanently.	24.06%	64
Increased boat fees.	17.67%	47
Take out loans to spread costs.	8.65%	23
Other (please specify)	17.29%	46
<b>TOTAL</b>		<b>266</b>

Q10 Surveys can not collect all your thoughts. Here is a chance for you to express any opinion. Please limit comments to lake management. Thank you for participating in this survey.

Answered: 148 Skipped: 131